

Signage

(work in-progress)



This page intentionally left blank

Contents

~~23-9A Purpose and Applicability~~

- ~~23-9A-1010 Purpose~~
- ~~23-9A-1020 Applicability~~
- ~~23-9A-1030~~
- ~~Interpretations~~
- ~~23-9A-1040 Sign Definitions~~
- ~~23-9A-1050 Sign Measurements~~

~~23-9B Sign Permits and Procedures~~

- ~~23-9B-1010 Sign Registration~~
- ~~23-9B-1020 Sign Installation Permit~~
- ~~23-9B-1030 Inspection~~
- ~~23-9B-1040 Enforcement & Implementation~~
- ~~23-9B-1050 Authorization to Exceed Size or Height Restriction~~
- ~~23-9B-1060 Variances~~
- ~~23-9B-1070 Nonconforming Signs~~

~~23-9C Regulations Applicable to All Zones~~

- ~~23-9C-1010 Signs allowed in all Zones without a Sign Installation Permit~~
- ~~23-9C-1020 Signs Prohibited in all Zones~~
- ~~23-9C-1030 Signs Prohibited in the Right of Way~~
- ~~23-9C-1040 General Requirements~~

~~23-9D Regulations Applicable to Certain Sign Zones~~

- ~~23-9D-1010 Sign Zones Described; Hierarchy Established~~
- ~~23-9D-1020 Determination of Applicable Sign Zone~~
- ~~23-9D-1030 Regulations Applicable to Transect Zones~~
- ~~23-9D-1040 Regulations Applicable to Non-Transect Zones~~

~~23-9E Other Sign Types~~

Article 23-8A: Purpose and Applicability and Sign Permit and Procedures

Division 23-8A-1: Purpose and Applicability

- 23-8A-1010 Purpose
- 23-8A-1020 Applicability
- 23-8A-1030
- _____ Interpretation
- S
- 23-8A-1040 Sign Definitions

23-8A-1050 Sign Measurements

Division 23-8A-2: Sign Permit and Procedures

23-8A-2010 Sign Registration

23-8A-2020 Sign Installation

Permit 23-8A-2030 Inspection

23-8A-2040 Enforcement and Implementation

23-8A-2050 Authorization to Exceed Size or Height

Restriction 23-8A-2060 Variances

23-8A-2070 Nonconforming Signs

Article 23-8B: Sign Regulations

Division 23-8B-1: Regulations Applicable to All Zones

23-8B-1010 Signs Allowed in All Zones Without a Sign Installation

Permit 23-8B-1020 Signs Prohibited in All Zones

23-8B-1030 Signs Prohibited in the Right of

Way 23-8B-1040 General Requirements

Division 23-8B-2: Regulations Applicable to Certain Sign Zones

23-8B-2010 Sign Zones Described; Hierarchy

Established 23-8B-2020 Determination of

Applicable Sign Zone

23-8B-2030 Regulations Applicable to Zone

Division 23-8B-3: Other Sign Types

23-8B-3010 TBD pending legal review

Due to the Supreme Court's decision in Reed v. Town of Gilbert and several subsequent lower court decisions, the draft Sign Regulations prepared by the consultant team require further revisions.-
~~Anticipated release date for these provisions is April 2017~~

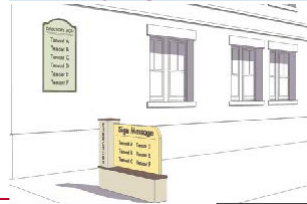
Table 23-8B-2020.A: Austin Sign Types Overview for Transect Zones

Awning/Canopy Sign



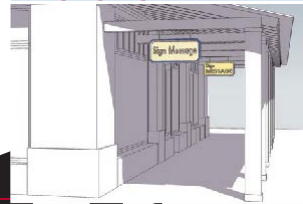
A traditional shopfront-fitting intended to protect merchants' wares, keep shopfront interiors shaded and cool in hot weather, and reduce glare for better visibility of interior.

Directory Sign



A sign that provides a listing of establishments within a building or series of buildings, entrances, and parking locations.

Hanging Sign



A sign mounted to the underside of beams or ceilings of a porch, breezeway, or similar covered area. These signs are small, pedestrian scaled, and easily read from both sides.

Landscape Wall Sign



A sign attached to freestanding walls that contain landscaping and are often used to mark a place of significance or the entrance to a site.

Marquee Sign



A vertical sign that is located either along the building's street facade, where it projects perpendicular to the facade, or at the corner of the building, where it projects at a 45 degree angle.

Pole/Monument Sign
Roof Sign



A variety of signs that are not attached to a building and have an integral support structure. Two varieties allowed: Monument and Pole.



A sign mounted perpendicular to a building's facade. These signs are small, pedestrian scaled, and easily read from both sides.

Projecting Sign



A sign mounted atop a sloping roof in instances where no walls exist to accommodate a building-mounted sign.

Wall Sign



A sign mounted flat against the facade, consisting of individual cut letters applied directly to the building, raised letters on a panel, or letters painted directly on the surface of the building.

Wall Mural Sign



A flat sign against a secondary facade, typically along a side street, alley, or paseo. These signs are typically painted directly on the building and contain a combination of text and graphic elements.

Window Sign



A sign consisting of professionally painted individual letters and designs applied directly on the inside of a window.

Yard Sign



A sign mounted on a porch or in a yard between the public right-of-way and the building facade.

A. Awning/Canopy Signs

T3NE

T3N

T4N

T4MS

T5N

T5U

T5MS

T6U

T6MS

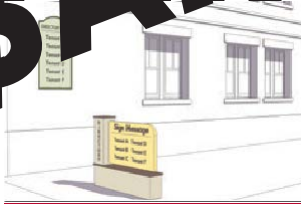
Table 23-8B-2020.A: Austin Sign Types Overview

Awning/Canopy Sign



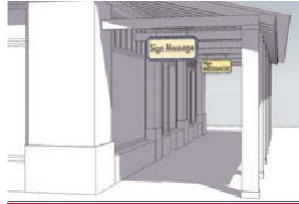
A traditional shopfront fitting intended to protect merchants' wares, keep shopfront interiors shaded and cool in hot weather, and reduce glare for better visibility of interior.

Directional Sign



A sign that provides a listing of establishments within a building or series of buildings, entrances, and parking locations.

Hanging Sign



A sign mounted to the underside of beams or ceilings of a porch, breezeway, or similar covered area. These signs are small, pedestrian scaled, and easily read from both sides.

Landscape Wall Sign



A sign attached to freestanding walls that contain landscaping and are often used to mark a place of significance or the entrance to a site.

Marquee Sign



A vertical sign that is located either along the building's street facade, where it projects perpendicular to the facade, or at the corner of the building, where it projects at a 45 degree angle.

Pole/Monument Sign



A variety of signs that are not attached to a building and have an integral support structure. Two varieties allowed: Monument and Pole.

Projecting Sign



A sign mounted perpendicular to a building's facade. These signs are small, pedestrian-scaled, and easily read from both sides.

Roof Sign



A sign mounted atop a sloping roof in instances where no walls exist to accommodate a building-mounted sign.

Wall Sign



Wall Mural Sign



Window Sign



Yard Sign



A sign mounted flat against the facade, consisting of individual cut letters applied directly to the building, raised letters on a panel, or letters painted directly on the surface of the building.


A flat sign against a secondary facade, typically along a side street, alley, or paseo. These signs are typically painted directly on the building and contain a combination of text and graphic elements.

A sign consisting of professionally painted individual letters and designs applied directly on the inside of a window.

A sign mounted on a porch or in a yard between the public right-of-way and the building facade.

A. Awning/Canopy Signs

- T3NE
- T3N
- T4N
- T4MS
- T5N
- T5U
- T5MS
- T6U
- T6UC



Description

The Awning/Canopy Sign Type is a traditional shopfront fitting and can be used to protect merchants' wares and keep shopfront interiors shaded and cool in hot weather. Retail tenant signs may be painted, screen printed, or applied on the awnings.

Size

Projecting		
Signable Area	1 sf per linear foot of shopfront max.	A
Sloping Plane		
Signable Area	25% coverage max.	B
Valance		
Signable Area	75% coverage max.	C
Width	Shopfront width, max.	D
Height	8" min.; 16" max.	E

Location

Clear Height	8' min.	F
Signs per Awning	1 projecting, or 1 valance and 1 sloping plane, max.	

Miscellaneous

Close-ended awnings are not allowed.
Vinyl or plastic awnings are not allowed.

Key T# Allowed T# By Director T# Not Allowed

This page intentionally left blank

Article 23-8A: Purpose and Applicability and Sign Permit and Procedures

Contents

Division 23-8A-1: Purpose and Applicability

23-8A-1010 Purpose

23-8A-1020 Applicability

23-8A-1030

_____ Interpretation

S

23-8A-1040 Sign Definitions

23-8A-1050 Sign Measurements

Division 23-8A-2: Sign Permit and Procedures

23-8A-2010 Sign Registration

23-8A-2020 Sign Installation

Permit 23-8A-2030 Inspection

23-8A-2040 Enforcement and Implementation

23-8A-2050 Authorization to Exceed Size or Height

Restriction 23-8A-2060 _____ Variances

23-8A-2070 Nonconforming Signs

This page intentionally left blank

Division 23-8A-1: Purpose and Applicability

Contents

<u>23-8A-1010 Purpose</u>	1
<u>23-8A-1020 Applicability</u>	1
<u>23-8A-1030 Interpretations</u>	1
<u>23-8A-1040 Sign Definitions</u>	1
<u>23-8A-1050 Sign Measurements</u>	1

23-8A-1010 Purpose

23-8A-1020 Applicability

23-8A-1030 Interpretations

23-8A-1040 Sign Definitions

23-8A-1050 Sign Measurements

This page intentionally left blank

Division 23-8A-2: Sign Permit and Procedures

Contents

<u>23-8A-2010 Sign Registration</u>	<u>1</u>
<u>23-8A-2020 Sign Installation Permit.....</u>	<u>1</u>
<u>23-8A-2030 Inspection.....</u>	<u>1</u>
<u>23-8A-2040 Enforcement and Implementation.....</u>	<u>1</u>
<u>23-8A-2050 Authorization to Exceed Size or Height Restriction</u>	<u>1</u>
<u>23-8A-2060 Variances.....</u>	<u>1</u>
<u>23-8A-2070 Nonconforming Signs.....</u>	<u>1</u>

23-8A-2010 Sign Registration

23-8A-2020 Sign Installation Permit

23-8A-2030 Inspection

23-8A-2040 Enforcement and Implementation

23-8A-2050 Authorization to Exceed Size or Height Restriction

23-8A-2060 Variances

23-8A-2070 Nonconforming Signs

This page intentionally left blank

Article 23-8B: Sign Regulations

Contents

Division 23-8B-1: Regulations Applicable to All Zones

23-8B-1010 Signs Allowed in All Zones Without a Sign Installation

Permit 23-8B-1020 Signs Prohibited in All Zones

23-8B-1030 Signs Prohibited in the Right of

Way 23-8B-1040 General Requirements

Division 23-8B-2: Regulations Applicable to Certain Sign Zones

23-8B-2010 Sign Zones Described; Hierarchy

Established 23-8B-2020 Determination of

Applicable Sign Zone

23-8B-2030 Regulations Applicable to Zone

Division 23-8B-3: Other Sign Types

23-8B-3010 TBD pending legal review

This page intentionally left blank

Division 23-8B-1: Regulations Applicable to All Zones

Contents

<u>23-8B-1010 Signs Allowed in All Zones Without a Sign Installation Permit</u>	<u>1</u>
<u>23-8B-1020 Signs Prohibited in All Zones.....</u>	<u>1</u>
<u>23-8B-1030 Signs Prohibited in the Right of Way</u>	<u>1</u>
<u>23-8B-1040 General Requirements</u>	<u>1</u>

23-8B-1010 Signs Allowed in All Zones Without a Sign Installation Permit

23-8B-1020 Signs Prohibited in All Zones

23-8B-1030 Signs Prohibited in the Right of Way

23-8B-1040 General Requirements

This page intentionally left blank

Division 23-8B-2: Regulations Applicable to Certain Sign Zones

Contents

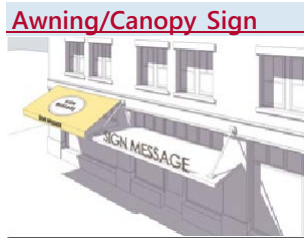
<u>23-8B-2010 Sign Zones Described; Hierarchy Established</u>	<u>1</u>
<u>23-8B-2020 Determination of Applicable Sign Zone</u>	<u>1</u>
<u>23-8B-2030 Regulations Applicable to Zone.....</u>	<u>1</u>

23-8B-2010 Sign Zones Described; Hierarchy Established


23-8B-2020 Determination of Applicable Sign Zone

23-8B-2030 Regulations Applicable to Zone

Table 23-8B-2020.A: Austin Sign Types Overview



A traditional shopfront fitting intended to protect merchants' wares, keep shopfront interiors shaded and cool in hot weather, and reduce glare for better visibility of interior.



A sign that provides a listing of establishments within a building or series of buildings, entrances, and parking locations.



A sign mounted to the underside of beams or ceilings of a porch, breezeway, or similar covered area. These signs are small, pedestrian scaled, and easily read from both sides.



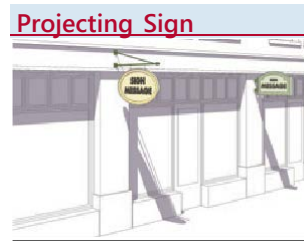
A sign attached to freestanding walls that contain landscaping and are often used to mark a place of significance or the entrance to a site.



A vertical sign that is located either along the building's street facade, where it projects perpendicular to the facade, or at the corner of the building, where it projects at a 45 degree angle.



A variety of signs that are not attached to a building and have an integral support structure. Two varieties allowed: Monument and Pole.



A sign mounted perpendicular to a building's facade. These signs are small, pedestrian-scaled, and easily read from both sides.



A sign mounted atop a sloping roof in instances where no walls exist to accommodate a building-mounted sign.



A sign mounted flat against the facade, consisting of individual cut letters applied directly to the building, raised letters on a panel, or letters painted directly on the surface of the building.



A flat sign against a secondary facade, typically along a side street, alley, or paseo. These signs are typically painted directly on the building and contain a combination of text and graphic elements.

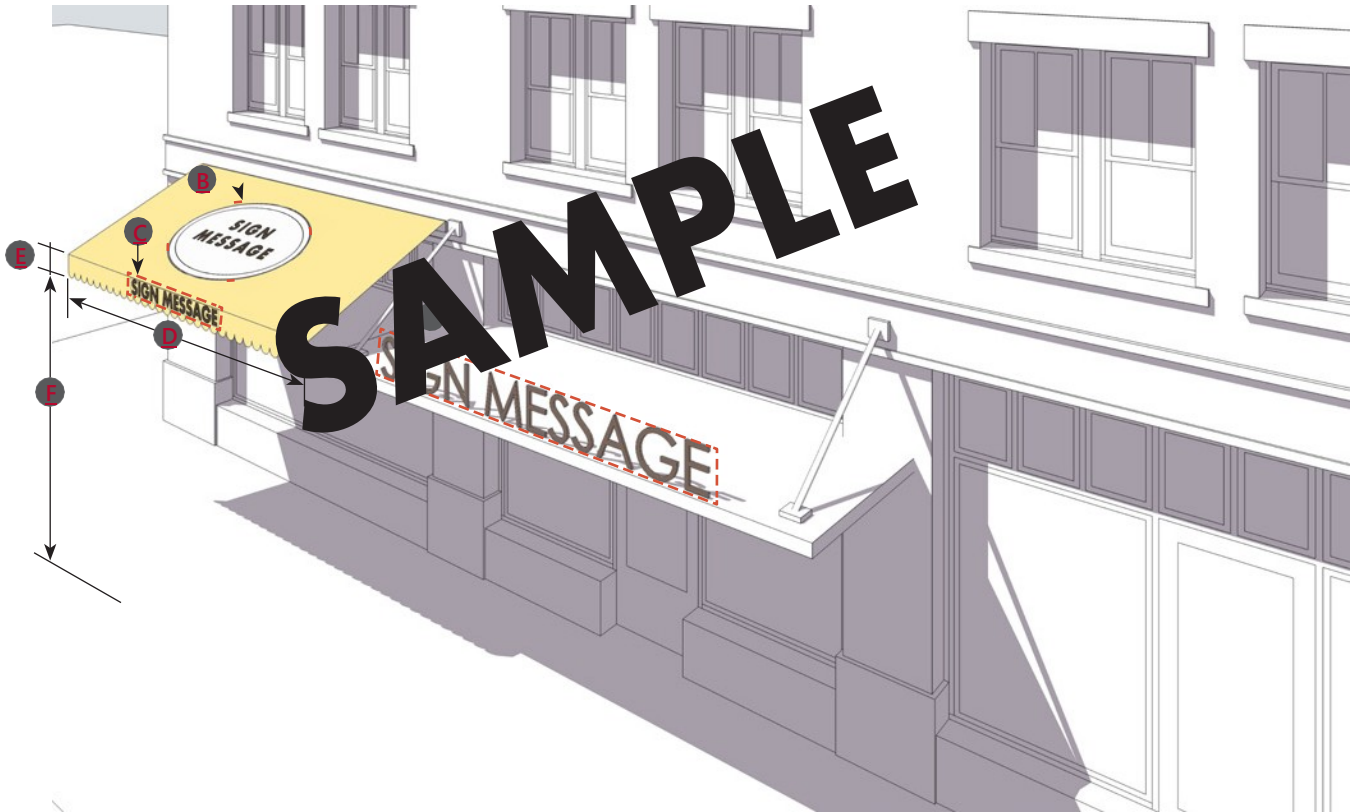


A sign consisting of professionally painted individual letters and designs applied directly on the inside of a window.



A sign mounted on a porch or in a yard between the public right-of-way and the building facade.

A. Awning/Canopy Signs



Description	Location
The Awning/Canopy Sign Type is a traditional shopfront fitting and can be used to protect merchants' wares and keep shopfront interiors shaded and cool in hot weather. Retail tenant signs may be painted, screen printed, or appliquéd on the awnings.	Clear Height 8' min. F
	Signs per Awning 1 projecting, or 1 valance and 1 sloping plane, max.
Size	Miscellaneous
Projecting	Close-ended awnings are not allowed.
Signable Area 1 sf per linear foot of shopfront max. A	Vinyl or plastic awnings are not allowed.
Sloping Plane	
Signable Area 25% coverage max. B	
Valance	
Signable Area 75% coverage max. C	
Width Shopfront width, max. D	
Height 8" min.; 16" max. E	

This page intentionally left blank

Division 23-8B-3: Other Sign Types

Contents

23-8B-3010 TBD pending legal review 1

23-8B-3010 TBD pending legal review

This page intentionally left blank