




The Success Metric Document identifies key performance measures and target goals for the Development Services Department. These metrics gauge the performance of review times, wait times, employee investment, and technology to assess business processes and organizational efficiencies.


Key Success Metrics

December 2020

Customer Wait Times in Development Assistance Center




Zoning/Site Plan Consultation



NO DATA
because no
in-person
services

Goal: 90% of customers seen within 25 minutes.

Environmental Review Consultation




NO DATA
because no
in-person
services

Goal: 90% of customers seen within 19 minutes.

Time a customer waits for consultation with appropriate staff (excludes customers who entered the queue remotely)

Site and Subdivision Application Intake Meeting

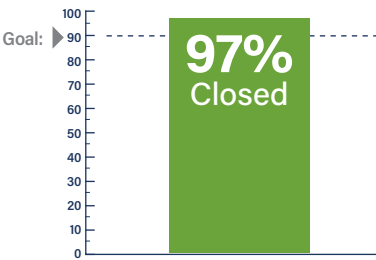


DATA
irrelevant
because no
appointments

Goal: 2 Days


Approximate delay, in days, for appointment with intake staff

3-1 Service Requests



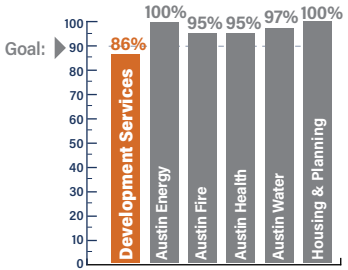
Goal: 90%

Percent of 3-1 service requests assigned to DSD closed within 5 business days

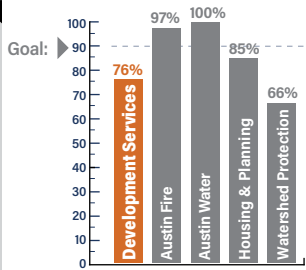


Plan Reviews Completed On-Time

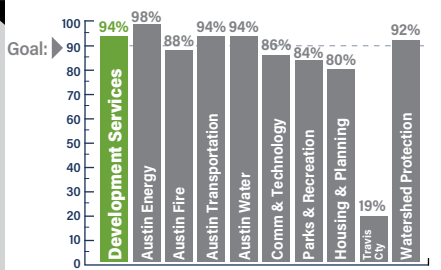
Commercial



Residential



Site & Subdivision



*Percent of plan reviews that are completed on time in DSD, as well as other departments involved in the review process
Data only reflect those departments currently tracked in AMANDA.*

Color Key:

Met Goal

Did Not Meet Goal

Partner Departments