





Austin Transportation Department






ATD Programs

- Bikeways
- Streets – Capacity
 - Corridor Construction Program
 - Regional Projects
 - Grant Projects – Braker Lane, Lakeline Blvd
- Streets – Safety
 - Intersection Safety Projects/Vision Zero



- Traffic Signals and Systems
- Traffic signs and markings
- Transit Projects





Upcoming Consultant Opportunities

- Lakeline Blvd Widening Project (CAMPO/Federal Grant)

- 100% PS&E
- Full Service Engineering
- Solicitation Release: Fall 201

- Traffic Count Data Collection

- Bike/Ped Counts
- Video Counts
- 24 hr Counts
- Turning Movement Counts



HWY 100 Study
DOT Inc.

File Name : MINNET~2
Site Code : 10280401
Start Date : 10/28/2004
Page No : 1

AM Peak Period Turning Movement Count

Groups Printed- Unshifted


Start Time	HWY 100 Off Ramp Southbound					Minnetonka Blvd Westbound					Northbound					Minnetonka Blvd Eastbound					Int. Total
	Rig ht	Thr u	Left	Ped s	App. Total	Rig ht	Thr u	Left	Ped s	App. Total	Rig ht	Thr u	Left	Ped s	App. Total	Rig ht	Thr u	Left	Ped s	App. Total	
Factor	1.0	1.0	1.0	1.0		1.0	1.0	1.0	1.0		1.0	1.0	1.0	1.0		1.0	1.0	1.0	1.0		
06:00 AM	8	0	1	2	11	24	15	0	0	39	0	0	0	0	0	0	42	40	0	82	132
06:15 AM	11	0	1	1	13	34	36	0	1	71	0	0	0	0	0	0	65	57	0	122	206
06:30 AM	17	0	1	1	19	36	46	0	0	82	0	0	0	0	0	0	87	85	0	172	273
06:45 AM	16	0	3	0	19	53	55	0	0	108	0	0	0	0	0	0	108	82	0	190	317
Total	52	0	6	4	62	147	152	0	1	300	0	0	0	0	0	0	302	264	0	566	928
07:00 AM	10	0	5	0	15	85	92	0	1	178	0	0	0	0	0	0	110	96	0	206	399
07:15 AM	9	0	1	0	10	107	126	0	1	234	0	0	0	0	0	0	173	128	0	301	545
07:30 AM	2	0	0	0	2	150	146	0	0	296	0	0	0	0	0	0	219	152	0	371	669
07:45 AM	1	0	2	0	3	188	125	0	2	315	0	0	0	0	0	0	240	132	0	372	690
Total	22	0	8	0	30	530	489	0	4	1023	0	0	0	0	0	0	742	508	0	1250	2303
08:00 AM	0	0	0	0	0	204	112	0	0	316	0	0	0	0	0	0	194	148	0	342	658
08:15 AM	5	0	1	0	6	154	110	0	1	265	0	0	0	0	0	0	217	129	0	346	617
08:30 AM	10	0	2	0	12	159	94	0	0	253	0	0	0	0	0	0	192	136	0	328	593
08:45 AM	7	0	7	0	14	151	98	0	0	249	0	0	0	0	0	0	158	108	0	266	529
Total	22	0	10	0	32	668	414	0	1	1083	0	0	0	0	0	0	761	521	0	1282	2397
Grand Total	96	0	24	4	124	134	105	0	6	2406	0	0	0	0	0	0	180	129	0	3098	5628
Apprch %	77.4	0.0	19.4	3.2		55.9	43.8	0.0	0.2		0.0	0.0	0.0	0.0		0.0	58.3	41.7	0.0		
Total %	1.7	0.0	0.4	0.1	2.2	23.9	18.7	0.0	0.1	42.8	0.0	0.0	0.0	0.0	0.0	0.0	32.1	23.0	0.0	55.0	



Upcoming Contractor Opportunities

- Markings Contract

- Capital and O&M Work
- Install and remove pavement markings
- Flex posts, bicycle corrals, bolt down devices
- Multi-year contract
- ~ \$5 mil capacity (Total)
- Expected release: Spring 2020






Upcoming Contractor Opportunities

- Signal Systems

- Installing detection at 400 intersections (~ \$11 mil value)
- Installing CCTV cameras (~ \$1 mil value)
- Emergency vehicle preemption and transit priority (~ \$7 mil value)
- Expected release: mid year 2020





Thank you!

Amica Bose, P.E.
Supervising Engineer
Program & Project Delivery
Austin Transportation Department
Amica.Bose@austintexas.gov

